



### District Report Card: 2017


<b>State:</b> Punjab	<b>District:</b> Fatehgarh Sahib
<b>Class:</b> 8	<b>Subject:</b> Mathematics
<b>Schools:</b> 51	<b>Students:</b> 1119


### Participation/Coverage


#### Students

GENDER 	Boys		Girls	
	Number	%	Number	%
	627	56.03	492	43.97

AREA 	Rural		Urban	
	Number	%	Number	%
	903	80.70	216	19.30

CATEGORY 	SC		ST		OBC		GEN	
	Number	%	Number	%	Number	%	Number	%
	738	65.95	6	0.54	198	17.69	177	15.82

CWSN 	LD	VI	HI	S&LD	ID	Oth
	4	3	1	6	0	21

Management 	Government		Government-aided	
	Number	%	Number	%
	978	87.40	141	12.60

### Average Performance of Students in Mathematics (%)

Overall	Gender		Area		Management		Social Group			
	Male	Female	Rural	Urban	Govt.	Aided	SC	ST	OBC	GEN
25.93	24.92	27.21	25.82	26.39	25.79	26.90	24.99	24.44	28.62	26.89

## Performance on Learning Outcomes (LOs)

Learning Outcomes	Description	Average Performance(%)
M601	Solves problems involving large numbers by applying appropriate operations	26.14
M606	Solves problems on daily life situations involving addition and subtraction of fractions / decimals	19.65
M620	Finds out the perimeter and area of rectangular objects in the surroundings like floor of the class room, surfaces of a chalk box etc.	20.90
M621	Arranges given/collected information in the form of table, pictograph and bar graph and interprets them	26.49
M702	Interprets the division and multiplication of fractions	31.64
M705	Solves problems related to daily life situations involving rational numbers	16.09
M706	Uses exponential form of numbers to simplify problems involving multiplication and division of large numbers	18.21
M707	Adds/subtracts algebraic expressions	23.06
M710	Solves problems related to conversion of percentage to fraction and decimal and vice versa	21.49
M717	Finds out approximate area of closed shapes by using unit square grid/graph sheet	20.53
M719	Finds various representative values for simple data from her/his daily life contexts like mean, median and mode	40.91
M721	Interprets data using bar graph	35.52
M801	Generalizes properties of addition, subtraction, multiplication and division of rational numbers through patterns	18.40
M802	Finds rational numbers between two given rational numbers	13.30
M803	Proves divisibility rules of 2, 3, 4, 5, 6, 9 and 11	29.47
M804	Finds squares, cubes, square roots and cube roots of numbers using different methods	25.32
M808	Uses various algebraic identities in solving problems of daily life	39.53
M812	Verifies properties of parallelogram and establishes the relationship between them through reasoning	23.39
M818	Finds surface area and volume of cuboidal and cylindrical object	22.04
M819	Draws and interprets bar charts and pie charts	32.17

Range of Performance of Students who Answered Correctly							
Below 30%		30% - 50%		50% - 75%		Above 75%	
Number	%	Number	%	Number	%	Number	%
691	61.75	360	32.17	60	5.36	8	0.71

## Lowest Performing Learning Outcomes (LOs)

- 1 - Finds rational numbers between two given rational numbers (13.30)
- 2 - Solves problems related to daily life situations involving rational numbers (16.09)
- 3 - Uses exponential form of numbers to simplify problems involving multiplication and division of large numbers (18.21)

4 - Generalizes properties of addition, subtraction, multiplication and division of rational numbers through patterns (18.40)

5 - Solves problems on daily life situations involving addition and subtraction of fractions / decimals (19.65)